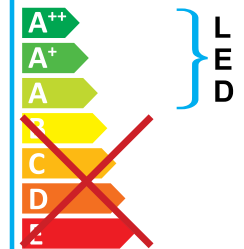
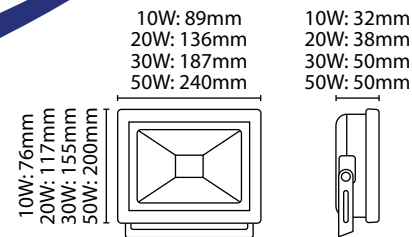

 This luminaire contains built-in LED lamps.



The lamps cannot be changed in the luminaire.


874/2012



| LAMP SPECIFICATIONS: | 10W | 20W | 30W | 50W |
|--|-----------------------------------|-----------------------------------|-----------------------------------|-----------------------------------|
| Luminaire lumens (with diffuser) | 1000 lm | 1600 lm | 2200 lm | 3500 lm |
| Lumens from chip (no diffuser) | 1100 lm | 2000 lm | 2600 lm | 4100 lm |
| Useful lumens | 900 lm | 1500 lm | 2100 lm | 3400 lm |
| Rated Wattage | 10W | 20W | 30W | 50W |
| Rated luminous flux | 900 lm | 1500 lm | 2100 lm | 3400 lm |
| Nominal life time of the lamp | 30,000 hrs | 30,000 hrs | 30,000 hrs | 30,000 hrs |
| Colour temperature | 4000K | 4000K | 4000K | 4000K |
| Number of switching cycles before premature lamp failure | 15,000 | 15,000 | 15,000 | 15,000 |
| Warm-up time up to 60 % of the full light output | Instant full light | Instant full light | Instant full light | Instant full light |
| Dimmable | No | No | No | No |
| LED dimensions (W/H) | 17x12mm | 25x18mm | 43x33mm | 43x33mm |
| Nominal beam angle | 100° | 100° | 100° | 100° |
| Rated power | 10W | 20W | 30W | 50W |
| Rated lamp lifetime | 30,000 hrs | 30,000 hrs | 30,000 hrs | 30,000 hrs |
| Lamp power factor | 0.5 | 0.5 | 0.9 | 0.9 |
| Lumen maintenance factor at end of nominal life | 50% | 50% | 50% | 50% |
| Starting time | 0.5s | 0.5s | 0.5s | 0.5s |
| Colour rendering | 65 | 65 | 65 | 65 |
| Colour consistency | Within a six step Macadam ellipse | Within a six step Macadam ellipse | Within a six step Macadam ellipse | Within a six step Macadam ellipse |
| Rated peak intensity | 465cd | 714cd | 965cd | 1508cd |
| Rated beam angle | 100° | 100° | 100° | 100° |
| Voltage / Frequency | 240V~50Hz | 240V~50Hz | 240V~50Hz | 240V~50Hz |

Not suitable for accent lighting

ELEDFLD10 size comparison with standard 10W floodlight



FLOODLIGHTS COMPATIBLE WITH HORIZONTAL BRACKET
• M.O.M: 1 / O.P.Q: 250



LED ECONOMY FLOODLIGHTS

- Aluminium construction
- Pre-wired with 80cm cable
- Attractive ultra slimline design
- 4000K colour temperature: for neutral white appearance
- Eterna 2 year warranty

- **10W** = M.O.M: 1 / O.P.Q: 50
- **20W** = M.O.M: 1 / O.P.Q: 30
- **30W** = M.O.M: 1 / O.P.Q: 15
- **50W** = M.O.M: 1 / O.P.Q: 10

| Code | Colour | Wattage | Colour Temp. | Luminaire Lumens | Avg. Rated Life (Hrs) | IP Rating | Energy Rating |
|-----------|--------|---------|--------------|------------------|-----------------------|-----------|---------------|
| ELEDFLD10 | Black | 10W | 4000K | 1000 lm | 30,000 hrs | IP65 | A+ |
| ELEDFLD20 | | 20W | | 1600 lm | | | |
| ELEDFLD30 | | 30W | | 2200 lm | | | |
| ELEDFLD50 | | 50W | | 3500 lm | | | |